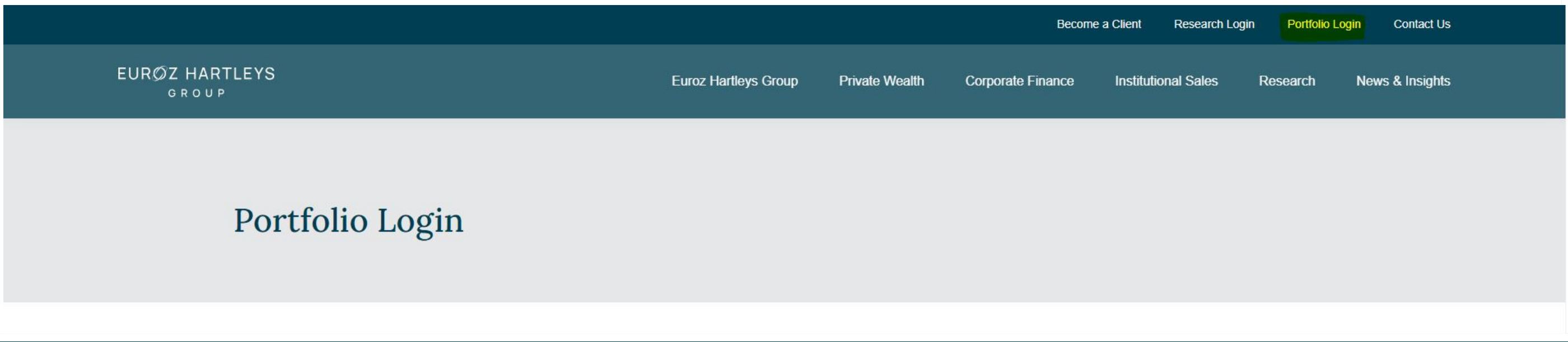


How to guide

Viewpoint is a market information and reporting solution provided by IRESS Market Technology (IRESS) to allow Euroz Hartleys clients to view their portfolio’s online. All pricing and indices are delayed 20 minutes.

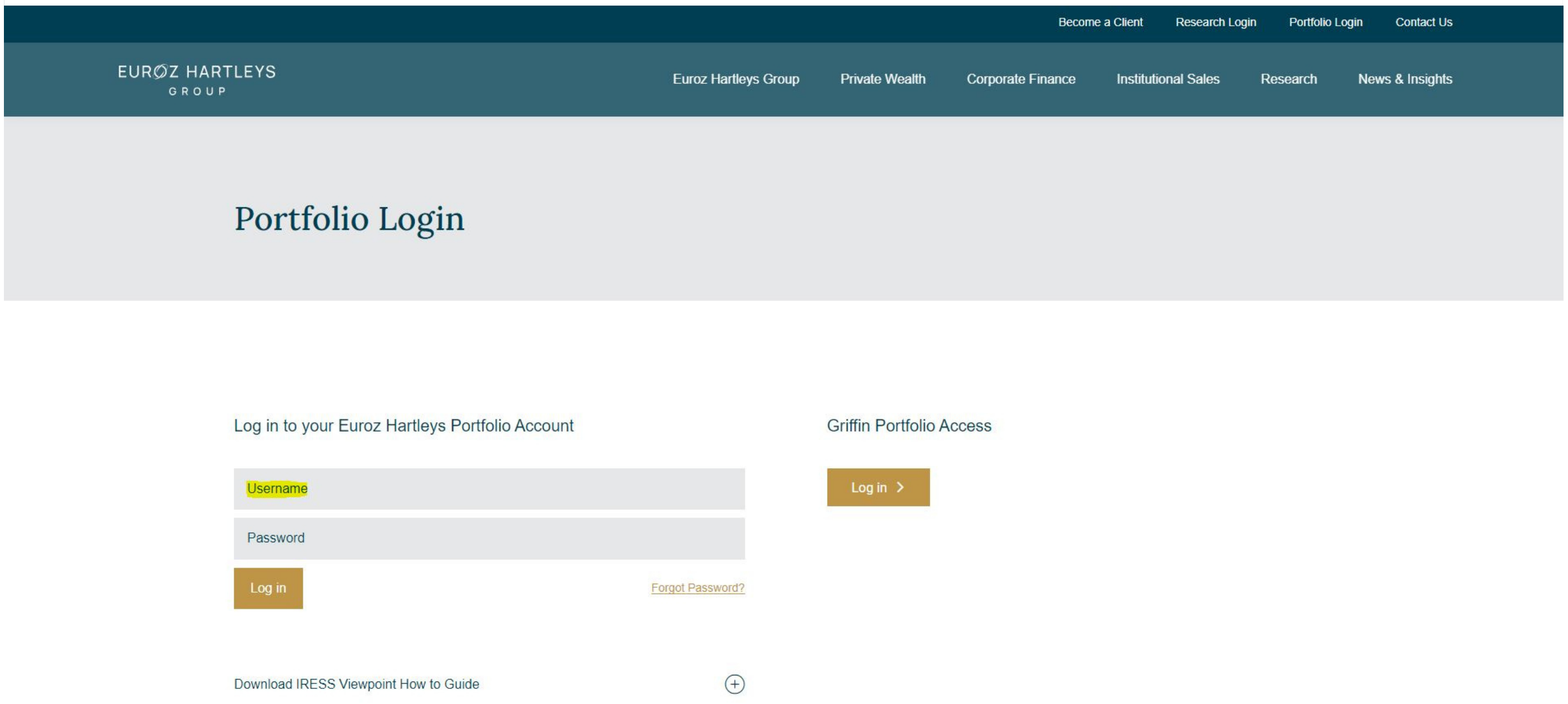
Step 1.

Go to www.eurozhartleys.com
Click on Portfolio Login



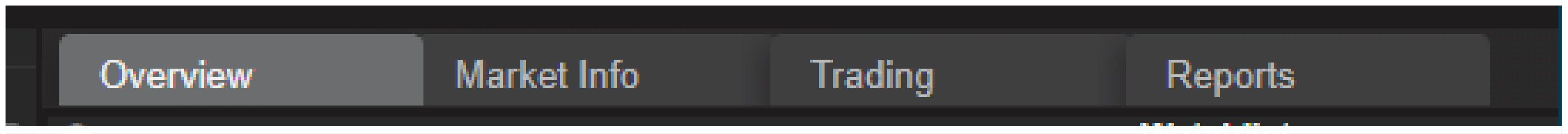
Step 2.

Enter your username and password in the IRESS Viewpoint section



IRESS Viewpoint

Viewpoint will open with these 4 tabs available.

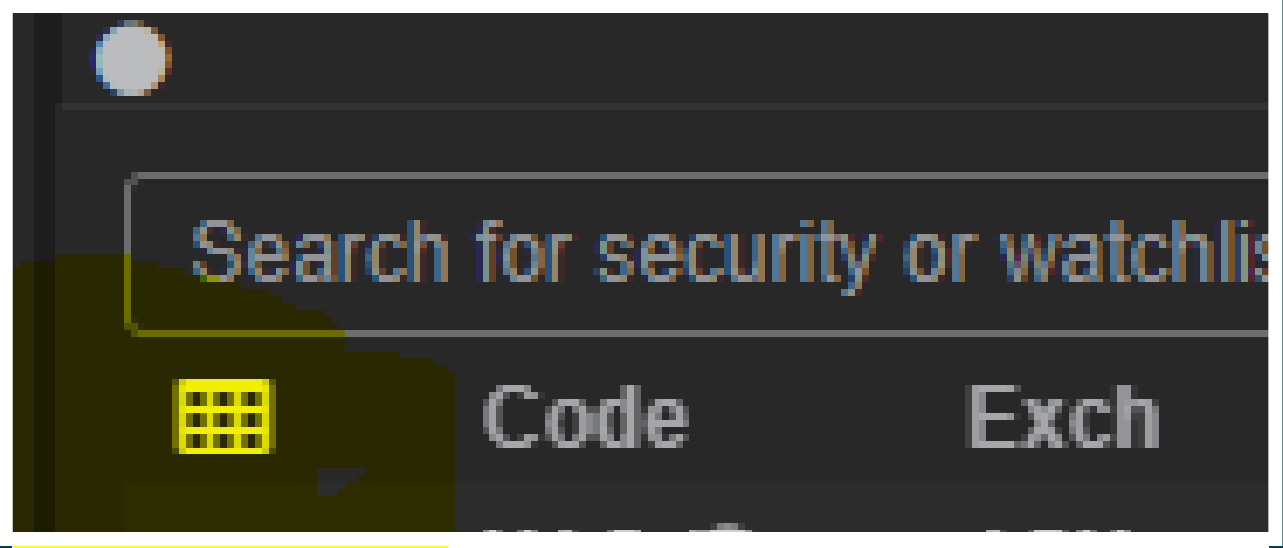


Overview

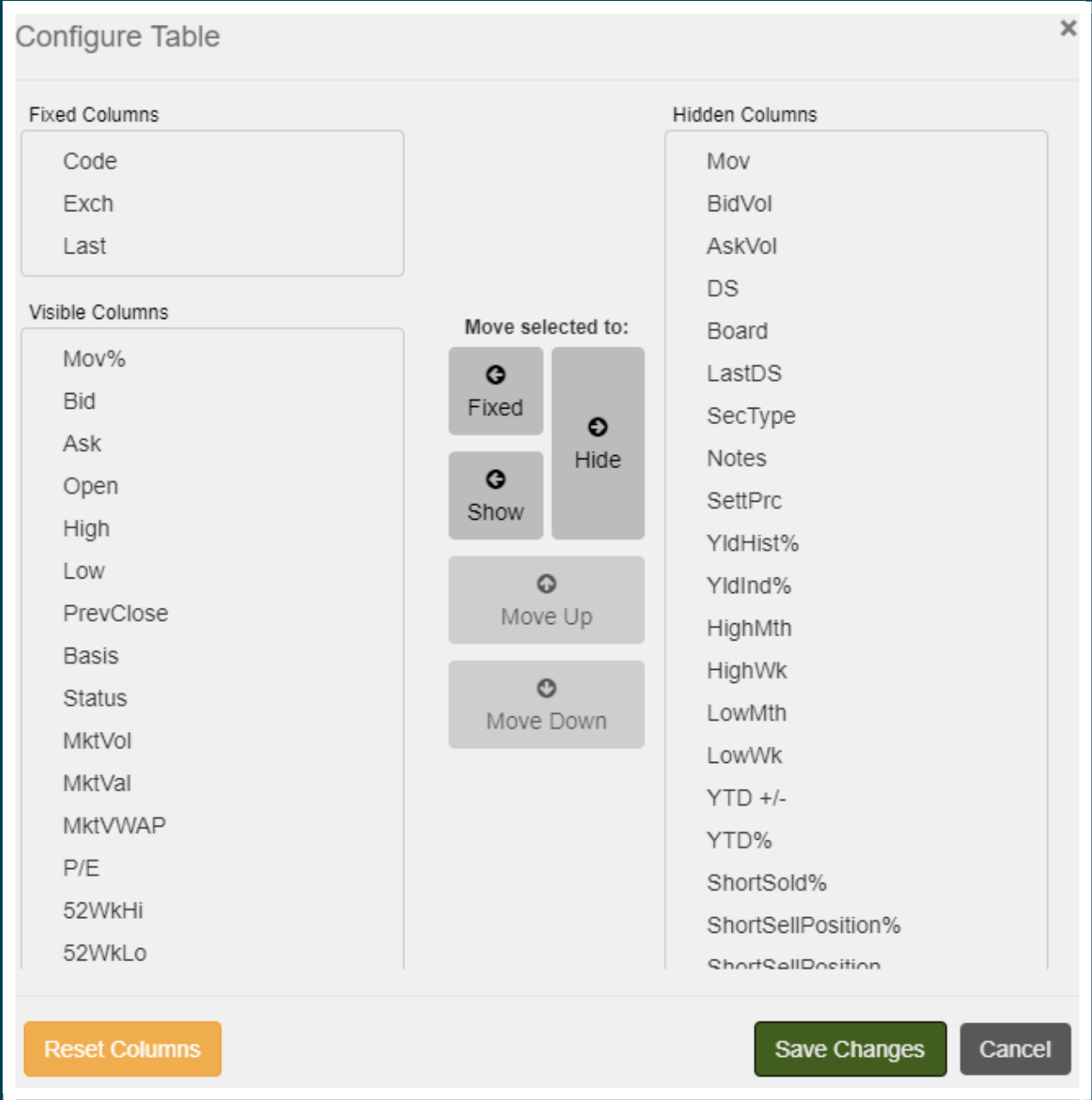
The Overview page contains a watchlist of the Australian market International exchanges.

/AUSMARKET - Australian Market Overview											/MORNINGSUM - International Morning Summary										
Code	Exch	Last	Mov%	Bid	Ask	Open	High	Low	PrevClose	Basis	Code	Exch	Last	Mov%	Bid	Ask	Open	High	Low	PrevClose	Basis
XAO	ASX	7509.6	-0.17%	0	0	7521.3	7524.5	7494.2	7522.6	-	DOWJON	DJII	33,212.96	0	0	0	0	0	0	33,212.96	-
XJO	ASX	7273.3	-0.18%	0	0	7284.9	7288.4	7257.8	7286.6	-	NASDAQ	NASI	12,131.1309	0	0	0	0	0	0	12,131.1309	-
XEJ	ASX	10139.3	0.41%	0	0	10104.9	10154.2	10092.6	10098.3	-	SP500	ID	4,158.24	0	0	0	0	0	0	4,158.24	-
XMJ	ASX	18012.4	0.17%	0	0	17982.4	18071.9	17937.8	17981	-	FTSE	ID	7,600.06	0.19%	0	0	7,585.46	7,625.63	7,576.37	7,585.46	-
XNJ	ASX	6588.6	-0.47%	0	0	6614.3	6619.3	6572.3	6619.5	-	JAPAN	ID	27,307.11	-0.22%	0	0	27,318.09	27,463.33	27,250.7	27,369.43	-
XDJ	ASX	2932.6	-0.14%	0	0	2936.7	2937	2920.4	2936.8	-	TMUBM...	TPI	2.7432	0	0	0	0	0	0	2.7432	-

In the top left hand corner there is a column chooser icon. This is available in all the widgets within each tab.

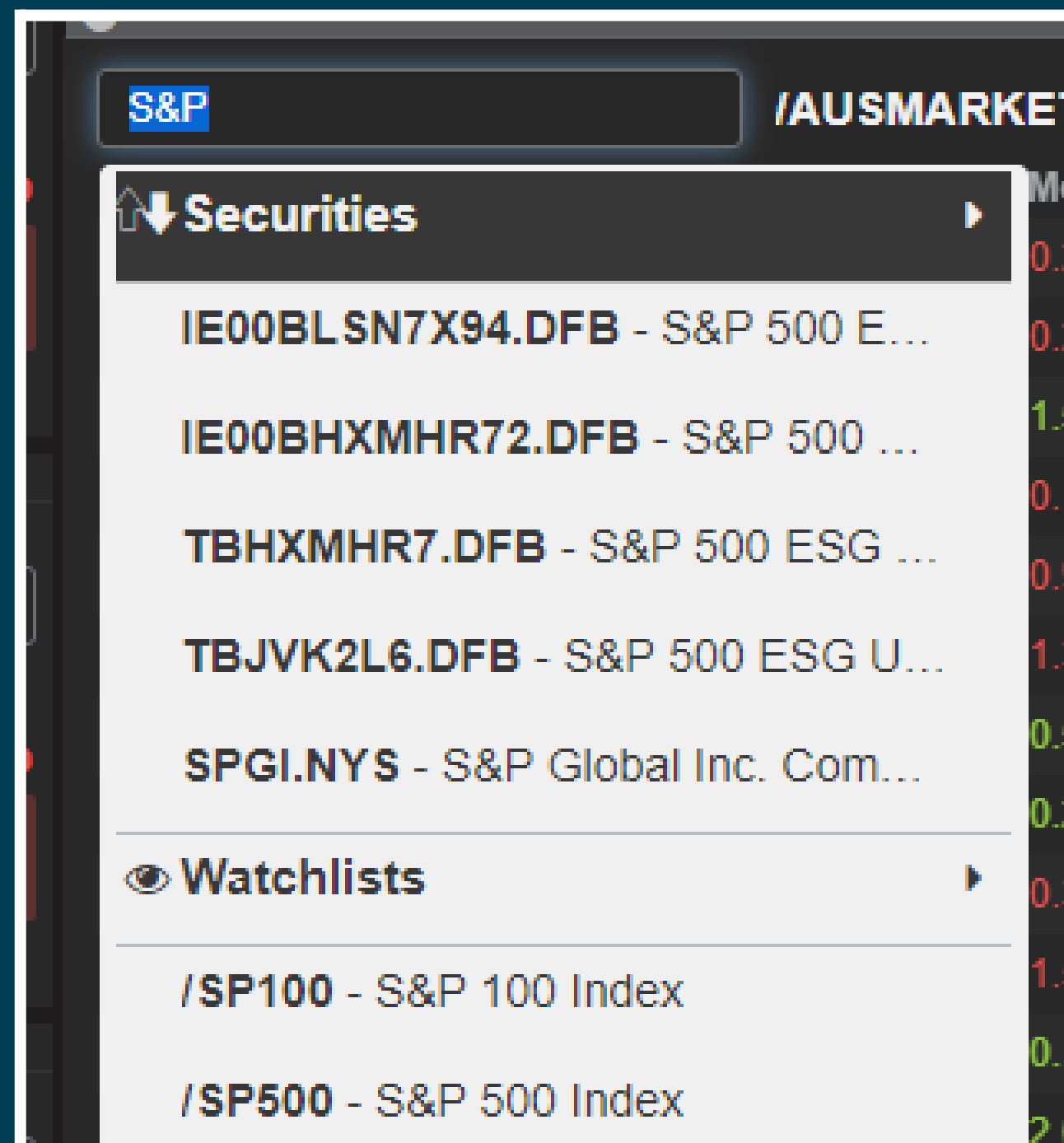


When clicked a new window is launched where you are able to add, remove and rearrange the columns within the widget.



IRESS Viewpoint

The watchlist can be changed by typing in the search box. Once selected you can save this screen.



Market Info

The Market Info view has the following market data features:

- Watchlist - to view a list of quotes
- Market Activity - to view a summary of the top stocks in a specified market category for the current day
- Market Depth - to view bids (buy orders) and asks (sell orders) in the market for a given security
- Security Information - to view financial data for individual securities.
- Chart - to create charts
- News - to access to live company reports and general world news
- Previous Dividends - to access a history of dividends and associated information

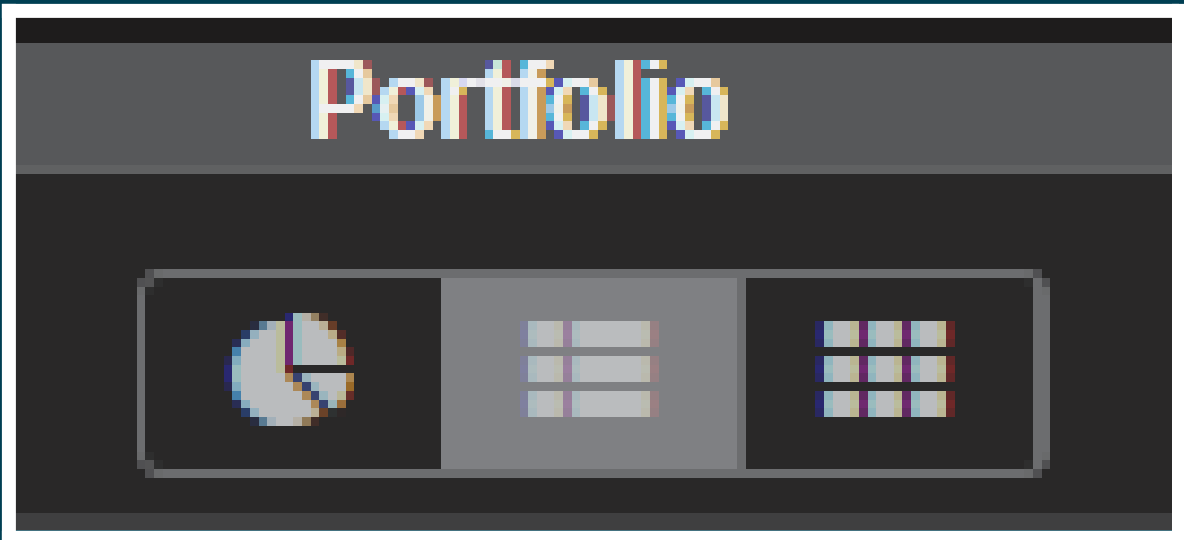
Trading

The Trading view has the following features:

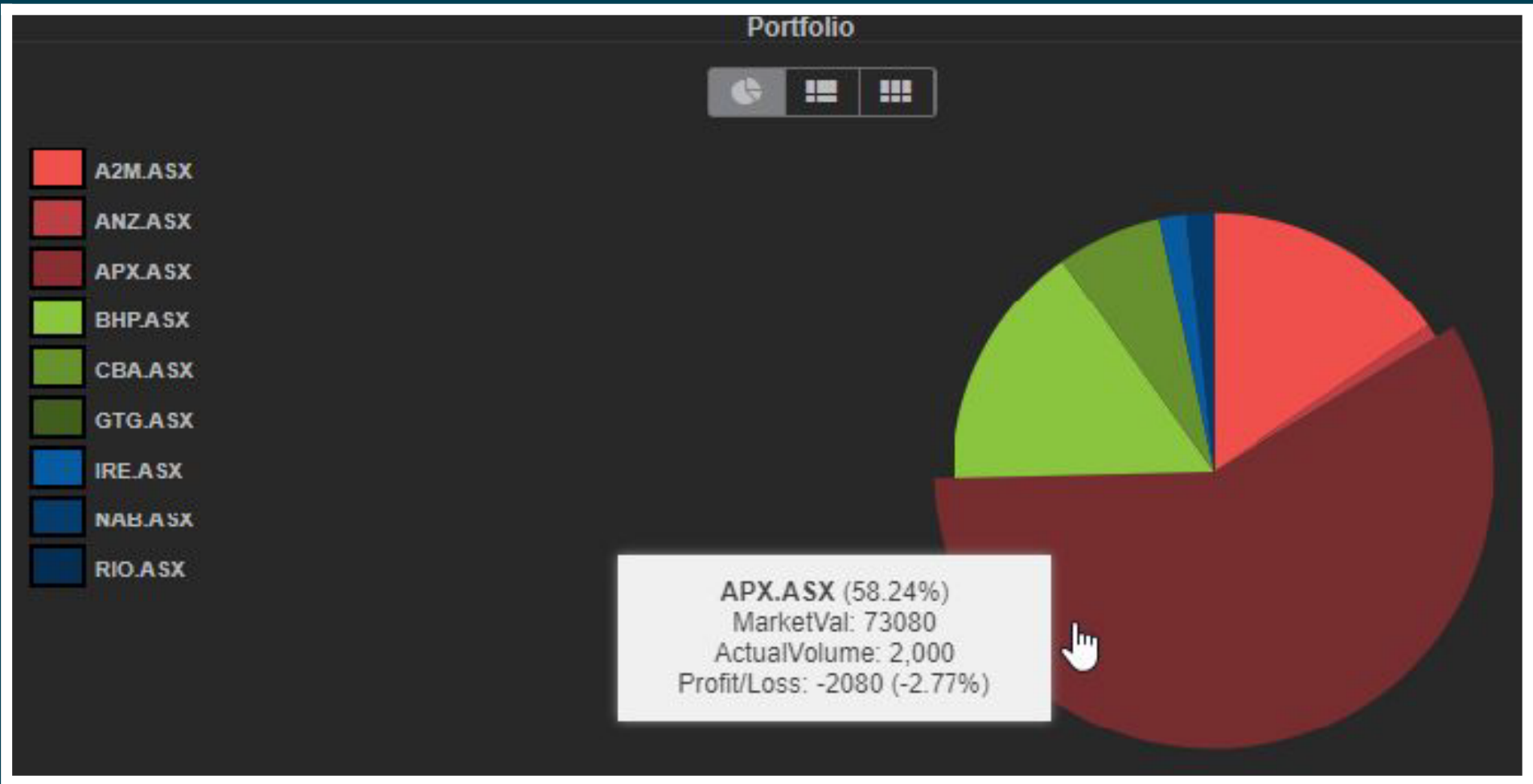
- Order Pad - to help you monitor the status of your current and historical orders
- Contract Notes - to view the list of contract notes for a portfolio
- Margin Ledger - to view the financial transactions linked to your portfolio
- Portfolio - to view your portfolio

IRESS Viewpoint

Within the Portfolio widget there are 3 different view options that you can select using the menu:



Summary View – provides a summary of the stocks held in the portfolio with a pie chart of the breakdown. Hover the mouse over the pie chart slices to get further information



Detail View - provides a summary of the stocks held in the portfolio with detailed information regarding the stock and positions

75075 DEMO EQUITY A/C

Summary

Portfolio Cash Currency

AUD

Actual Value

\$117,850.97

Market Value

\$120,707.61

Available Balance

\$15,701.69

Total Portfolio

\$136,409.30

Profit/Loss

\$2,856.64

Profit/Loss %

2.42%

Profit/Loss (Today)

\$2,147.05

Profit/Loss (Today) %

1.81%

Closed Profit %

0

Unsettled Purchases

\$120,491.47

Unsettled Sales

\$2,640.50

In Market Buys

\$13,469.78

In Market Sells

0

Start of Day Balance

\$150,000.00

Net Exposure

\$134,177.39

Gross Exposure

\$134,177.39

Annual Dividends

\$1,525.31

Annual Dividends %

1.26%

Gross Frankings

\$2,134.17

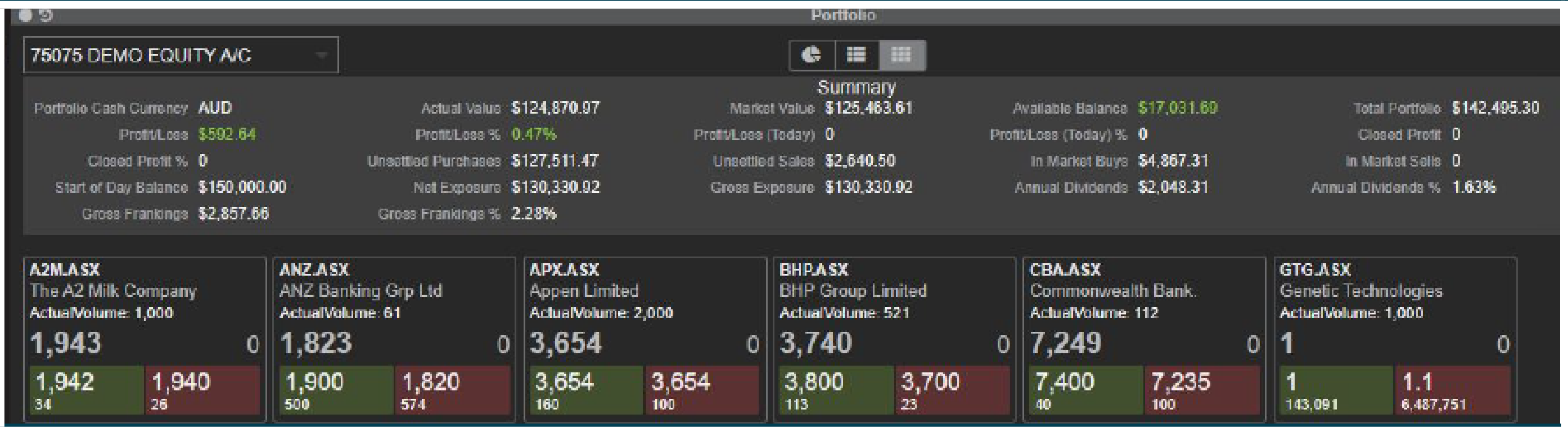
Gross Frankings %

1.77%

	Code	Last	Mov	Bid	Ask	AvailVolume	ActualVolu...	CostValue	MktVal	Profit/Loss	TodayProfit	Ccy	InMktBuyVol	Int
	A2M	1990	+62	1989	1990	1,000	1,000	19,260.00	19,900.00	640.00	620.00	AUD	0	
	ANZ	1872	+47	1871	1873	61	61	976.37	1,141.92	165.55	28.67	AUD	0	
	APX	3818	+241	3818	3821	2,000	2,000	75,160.00	76,360.00	1,200.00	1,200.00	AUD	0	
	BHP	3880	+42	3880	3881	521	521	19,974.70	20,214.80	240.10	218.82	AUD	0	
	CBA	7443	+244	7441	7443	12	12	719.01	893.16	174.15	29.28	AUD	100	
	GTG	1	-0.2	0.9	1	1,000	1,000	12.00	10.00	-2.00	-2.00	AUD	0	
	IRE	1875	-18	1875	1877	1	1	18.75	18.77	0.02	0.02	AUD	0	

IRESS Viewpoint

Tile View – provides a summary of the stocks with a tile of each position held in the portfolio



Reports

The Reports view has the following reports available:

- Portfolio Valuation
- Capital Transactions

To run the reports choose the account you want to look at, select the report, select the timeframe and then click on generate.

Account: MR JOHN SMITH (VP162...) Report: Portfolio Valuation From Date: 01/06/2022 To Date: 22/06/2022 GENERATE

Find... 1 of 1

Portfolio Valuation

As At: 24/06/2022

Account Name: MR JOHN SMITH
Account Code: VP1629010
Adviser: Sarah Jones (SJ)

Code	Security Name	Holding	Cost Price	Total Cost	Market Price	Market Value	Pct. Assets	Est. Yield	Est. Annual Income
EQUITIES									
AUC	AUSGOLD LIMITED	100,000	0.06	5,500.00	0.044	4,400.00	7.13%	0.00	0.00
LM8	LUNNONMETALS LIMITED LUNNON METALS LIMITED - ORDINARY FULLY PAID	5,625	0.85	4,781.25	0.690	3,881.25	6.29%	0.00	0.00
PNR	PANTORO LIMITED	37,490	0.32	11,809.35	0.190	7,123.10	11.54%	0.00	0.00
VML	VITAL METALS LIMITED	200,000	0.05	10,000.00	0.041	8,200.00	13.28%	0.00	0.00
WES	WESFARMERS LIMITED	269	7.43	1,999.99	43.240	11,631.56	18.84%	3.93	457.30
Sub Total:				34,090.59		35,235.91	57.08%	1.30	457.30
INTERNATIONAL EQUITIES									
VGAD	VNGD INTL SHARES H VANGUARD MSCI INDX INTERNATIONAL SHRE (HEDGED) ETF	355	83.81	29,752.55	74.620	26,490.10	42.92%	8.72	2,310.27
Sub Total:				29,752.55		26,490.10	42.92%	8.72	2,310.27
Grand Total:				63,843.14		61,726.01	100.00%	4.48	2,767.57

IRESS Viewpoint

Capital Transaction

From 1/05/2022 Through 24/06/2022

Account Name: MR JOHN SMITH
Account Code: VP1629010
Adviser: Sarah Jones (SJ)

Code	Description	TradeDate	SettleDate	Quantity	Unit Price	Gross Amount	Brokerage	GST	Net Amount
PURCHASES									
AUC	AUSGOLD LIMITED	20 May 2022	24 May 2022	100,000.00	0.0550	5,500.00	120.00	12.00	5,632.00
VML	VITAL METALS LIMITED	20 May 2022	24 May 2022	200,000.00	0.0500	10,000.00	240.00	24.00	10,264.00
PNR	PANTORO LIMITED	22 May 2022	24 May 2022	37,490.00	0.3150	11,809.35	88.57	8.86	11,906.78
LM8	LUNNONMETALS LIMITED LUNNON METALS LIMITED - ORDINARY FULLY PAID	26 May 2022	30 May 2022	5,625.00	0.8500	4,781.25			4,781.25
VGAD	VNGD INTL SHARES H VANGUARD MSCI INDX INTERNATIONAL SHRE (HEDGED) ETF	26 May 2022	30 May 2022	355.00	83.8100	29,752.55	297.53	29.75	30,079.83
WES	WESFARMERS LIMITED	10 Jun 2022	10 Jun 2022	269.00	7.4349	1,999.99			1,999.99
Total Purchases:						63,843.14			64,663.85
SALES									
TMZOA	THOMSON RES LTD OPTION EXPIRING 28-OCT-2024	22 May 2022	24 May 2022	(25,000.00)	0.1500	(3,750.00)	100.00	10.00	(3,640.00)
OZLI	OZ LITHIUM CORPORATION	22 May 2022	25 May 2022	(37,490.00)	0.1535	(575,471.50)	100.00	10.00	(575,361.50)
Total Sales:						(579,221.50)			(579,001.50)
Grand Total:						(515,378.36)			(514,337.65)

Once the report is generated you can print or export the report or use the ‘Find’ box to locate text within the report.



For existing Viewpoint users as of July 2022, Reports can be generated back to 1 June 2021.

For newly created EHL accounts data will be available from inception.

And for EHL accounts created prior to July 2022, data will be accurate from the time the Viewpoint login is created.

For any older reports or for ledger transaction statements, please contact your adviser or their Dealers Assistant.

Once you have finished with IRESS Viewpoint, please make sure you logout by clicking the power icon in the top right of the screen.

If you have any issues with logging in please also contact your adviser or their Dealers Assistant and they will investigate or arrange a password reset if required.